

WANT YOUR ELECTRIC VEHICLES TO GO FARTHER, FASTER, LONGER?

The Lithium Power Pack from GRRReen delivers **clean, safe, consistent energy** when you need it. Install the LPP in your electric vehicle fleet now for superior:



- **Energy density** for farther range
- **Power density** for quicker acceleration
- **Durability** for longer cycle life and calendar life

GRRReen's family of 12v Lithium Power Packs provide twice the run time and they **weigh only one-third** of comparable lead-acid batteries. You get higher performance, lower total cost of operations, and longer life.

The Family of Lithium Power Packs™

Capacity/Ah Rating		40 Ah	60 Ah	100 Ah	130 Ah	160 Ah	200 Ah
Operating Voltage		12.8	12.8	12.8	12.8	12.8	12.8
Capacity/Watt hours		512	768	1280	1664	2048	2560
Weight	lbs	14.85 lbs	23 lbs	29.2 lbs	38.7 lbs	50.6 lbs	67.5 lbs
	kg	6.75 kg	10.5 kg	13.25 kg	19.6 kg	23 kg	30.7 kg
Dimensions LxWxH	inches	9.5 x 4.6 x 7.5	10.5 x 4.6 x 9.8	11 x 6 x 11	11 x 8.9 x 7.16	13.25 x 7.25 x 11.6	13.25 x 7.25 x 16.25
	mm	240 x 117 x 190	265 x 117 x 250	279 x 152 x 279	279 x 228 x 182	335 x 185 x 294	336.5 x 185 x 413
Energy Density (Wh/Lb)	Wh/lb	34.5	33.5	43.8	42.9	40.5	37.9
Max Constant Current		120A	180A	300A	390	480A	600A
Max impulse Current 30/sec		400A	600A	1000A	1560A	1600A	2000A
Cut-off Voltage		11.5	11.5	11.5	11.5	11.5	11.5
Charge Voltage		15.4	15.4	15.4	15.4	15.4	15.4
Recommended Charge Current		12A	20A	30A	40A	48A	60A

Common Specifications

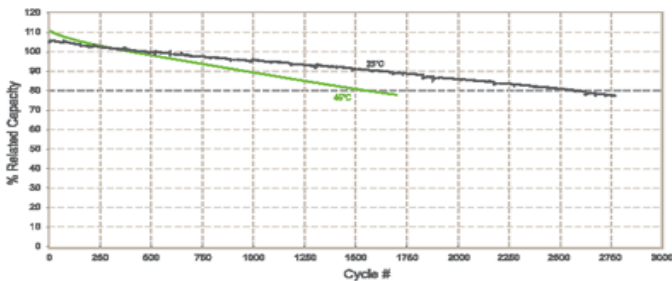
Operating Voltage	12.8
Cut-off Voltage	11.5
Charge Voltage	15.4
Expected Cycle Life	>1,500
Self-Discharge Rate	≤ 3% month
Operating Temperature	-25C to 75C -13f to 167f
Storage Temperature	24C 75f
Operating Humidity	80% non condense
Water/Dust Resistance	IP52
Shock and Vibration	≤ 3g at mount
Certifications	ISO 9001 and EMC 2004/108/EC

The LPP is more than just a battery – it includes the GRRReen Battery Management System for superior performance across the board!

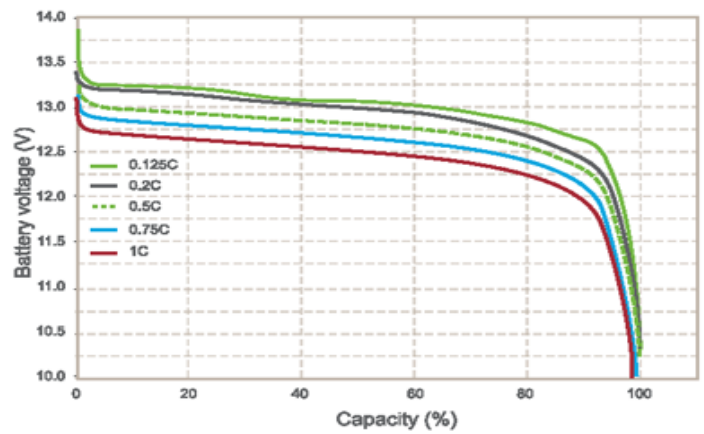
The GRRReen BMS works with our lithium-ion power cells and other components to deliver clean, safe, consistent energy when you need it.

- Continuously balances the rate of charge and discharge, to maximize daily range and performance
- Insures long battery life by optimizing the load among cells
- Easily installed, with plug-and-go design
- Withstands extreme conditions with rugged sealed enclosure

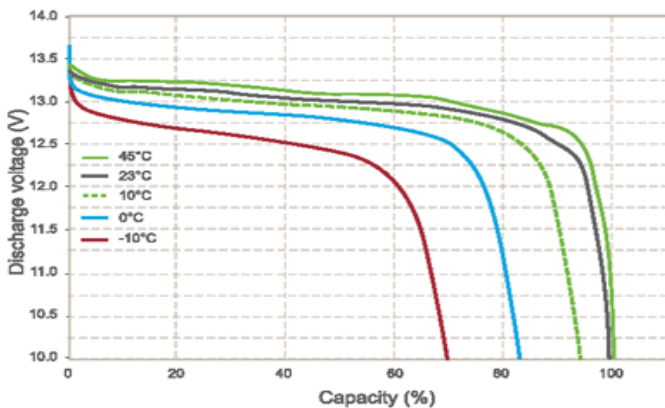
Life Cycle Performance




Discharge Performance



Temperature Performance



READY TO BE A HERO?



TELL YOUR DEALER:
"I WANT A LITHIUM POWER PACK
FROM GRRREEN!!"